

ice

ice
WINTER 2020





HEADLINE NEWS

NEW ICE FAST TRACK STORES

New Fast Track stores now have Fast Track models in stock, ready to buy in store or are available for next day dispatch from ICE. Great trikes, popular models, on the road prices and super easy to buy

NEW VTX BLACK WORLD CHAMPIONSHIP EDITION, NOW WITH SHIMANO ULTEGRA DI2

The VTX has evolved. Say hello to the VTX Black. It's light, ridiculously fast and features the new easy access swept cruciform, an all new custom lightweight race wheel set and a great new matt black colour and decal scheme

VTX IS THE FASTEST TRIKE IN THE WORLD. AGAIN!

Winner of the World Human Powered Vehicle Championship 2018 and again in 2019 in the Unfaired Multi track class

NEW 2019 SPRINT X WITH NEW RACE WHEELS

The Sprint X now features a brand new custom race wheel set. Modern aero profiled, lightweight, black, tubeless ready, either drum or disc and now with a 700c rear wheel

NEW 2019 SPRINT X TOUR

The Sprint X is now available in a new touring model. All the style and performance of the Sprint X but a little more relaxed and versatile for long distance touring

NEW SHIMANO STEPS E6100 E-ASSIST

Two electric motor systems are available as an option on our folding trikes, the E8000 system along with the brand new E6100, which boasts +20% efficiency

ICE ERGO-LUXE SEATS, COMFORT REDEFINED

Now available for the Sprint X Tour. You will have to try it to believe it. The ultimate, most comfortable trike seat on the market. Also now available in a short back option.

NEW & IMPROVED TRIKE MODELS

Now all ICE Trike models feature the newly designed, easy access swept cruciforms

ROOMIER COCKPIT & SUPER SECURE HANDLEBARS

The Adventure and Adventure HD feature wider handlebars for a fully adjustable roomier cockpit and all ICE folding trikes now feature secure indexed handlebar clamps

FREEDOM

FIND YOUR FREEDOM

The world is waiting. Woodland tracks or lofty mountain passes.
Sun-dappled trails meandering through unfurled forests.
Open plains traversed by empty roads stretching for miles ahead.
Settle in, the world is waiting.

ICE WAS ESTABLISHED BY NEIL SELWOOD AND CHRIS PARKER IN 1998

They were driven by two ideals: to design, develop, and produce the ultimate recumbent trikes and to support ICE owners with the highest level of customer service. Today, from our headquarters in Cornwall, England, we continue to champion these ideals and share in the magic of ICE trikes with thousands of customers across 32 countries worldwide.

FASTEST TRIKE
IN THE WORLD, AGAIN!

IT'S OFFICIAL



Adding to the success of winning the World Human Powered Vehicle Championship 2018, Unaired Multi track class in Betteshanger Park, UK, the VTX Black again brings home a well deserved first place in Nandax, France July 2019.

VTX



6
MODELS

10
YEAR WARRANTY

21+
YEARS INDUSTRY EXPERIENCE

32+
COUNTRIES WORLDWIDE

225+
DEALERS

15,000+
TRIKES SOLD

DEDICATED INNOVATORS

WE ARE MORE THAN RECUMBENT ENTHUSIASTS: WE ARE EXPERTS

We are responsible for many major innovations in recumbent design, including No Brake Steer, Road Response Suspension and Compact Flat Twist fold frames. We continue to use the latest technologies, finest materials, and traditional workshop craftsmanship to perfect ICE trikes down to the smallest detail.

DISCOVER

Everyone at ICE is passionate about recumbent trikes, and many of our ground-breaking ideas have come from riding the road or whilst working on the shop floor. As a close-knit, collaborative team, we are always sharing these moments of inspiration and setting them on the road to realisation.

DEFINE

During the definition stage, ideas are analysed and assessed. We explore the context that sparked the idea and ensure that we fully understand the issues involved. A design brief is prepared that clearly defines the situation, outlines the desired outcomes, and lays out a clear plan for how to progress.

DEVELOP

This is when the design and engineering team refine ideas into a solution. The team produces prototypes to explore and perfect. They test rigorously using Finite Element Analysis modelling and by putting prototypes to work on the road and down the trails.

DELIVER

At this stage ideas become reality. We work closely with specialist suppliers to manufacture components, ship them to our workshop and conduct rigorous inspection and pre-assembly processes. Every trike is built to order by our dedicated technicians, packed with care, and shipped to its new owner.



DESIGNED FOR YOU

BECAUSE THE DETAILS MATTER

Our designers spend hours considering every detail. Our painters refuse to accept anything but the finest finish. The result: a trike which looks sublime, rides with smoothness and precision, and stands the test of time.

All ICE trikes are fitted with indirect steering for natural and intuitive handling. Even at high speed, handling remains controlled, predictable, and light. No Brake Steer geometry ensures that steering is not affected by braking at speed, uneven terrain, or cornering. When riding, all ICE trikes retain their stability and effortless handling so that you can enjoy the ride.



ROAD RESPONSE SYSTEM

ICE trikes are available with front and rear adjustable Road Response Suspension. These systems ensure a comfortable ride without compromising power transfer or handling. Designed to be effective, durable, and reliable, the only thing you'll notice is the smooth ride with 1.5" (40mm) of front travel and 4" (100mm) of rear.

RIDER POSITIONING SYSTEM

A great ride starts with a well-fitted trike. The position of the cranks, seat, and handlebars can be easily adjusted. Contacting parts are hard black anodised to prevent cosmetic wear. Custom brackets, and a choice of cranks and seat types go further to ensure the perfect fit for you.

SWEPT CRUCIFORM, WIDER COCKPIT & SECURE INDEXED HANDLEBAR CLAMPS

ICE Adventure and Adventure HD feature our new designed handlebars which allow for a wider, roomier cockpit. All ICE Trike models now feature an easy access swept cruciform. A new handlebar clamping system for all our folding trikes features secure indexed clamps. This ensures easy alignment when unfolding and solid handlebar positioning.

EASY ACCESS CRUCIFORM

GREAT NEW LOOK, GREAT NEW DESIGN

All ICE Trike models now feature our new easy access swept cruciforms. Allowing you to get your feet further under you for a more stable entry and exit of the trike. It has a slightly raised seat position by 12mm (except the VTX) and allows for clearer access to remove the seat when folding the trike, this also creates improved heel clearance for smaller riders.



HOW THE NEW CRUCIFORM COMPARES

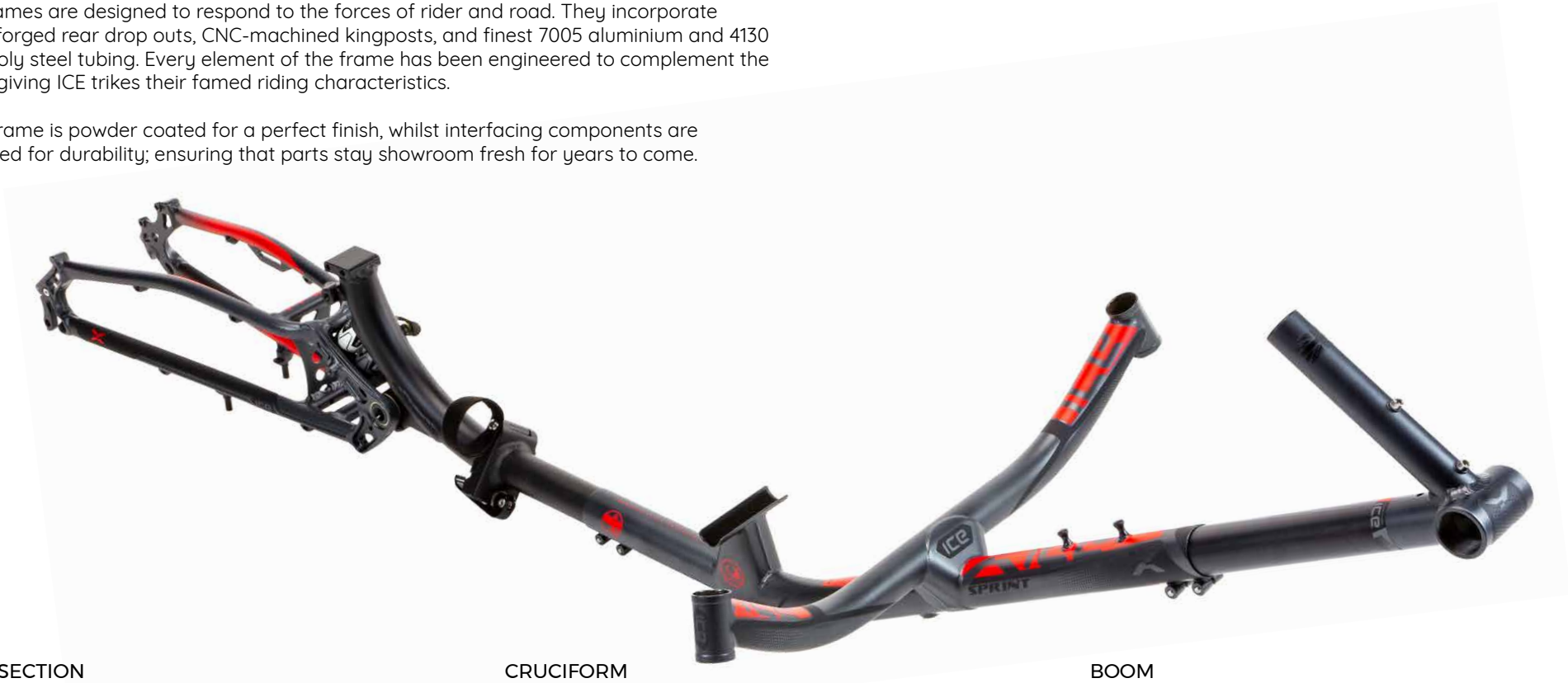
The new cruciform overlaid on top the ghosted previous cruciform, shows the extra heel clearance generated by the new swept design.

OPTIMISED FRAMES

THE HEART OF A SUPERIOR TRIKE IS AN ICE OPTIMISED FRAME

Fundamental to the way ICE trikes perform, handle, and feel are geometry and materials. Our frames are designed to respond to the forces of rider and road. They incorporate press-forged rear drop outs, CNC-machined kingposts, and finest 7005 aluminium and 4130 chromoly steel tubing. Every element of the frame has been engineered to complement the other, giving ICE trikes their famed riding characteristics.

Each frame is powder coated for a perfect finish, whilst interfacing components are anodised for durability; ensuring that parts stay showroom fresh for years to come.



REAR SECTION

7005 T6 heat treated aluminium absorbs dynamic forces while ensuring maximum power transfer. The geometry is meticulously designed and features an asymmetric profile to fit a stronger un-dished wheel. Geometry and set up ensure that suspension is not affected by chain tension.

CRUCIFORM

Aircraft-grade heat-treated 4130 chromoly steel provides ideal qualities for the cruciform: strength, fatigue resistance, and vibration absorption. The design exploits these properties to give unique handling characteristics and superior comfort.

BOOM

The boom is made from lightweight, high strength, 7005 T6 heat-treated aluminium alloy. The front derailleur post is powder-coated, and the frame interfacing given a tough black anodised finish. Laser etched markings assist you in finding your ideal boom position.



COMPACT FLAT TWIST FOLD

The ICE Compact Flat Twist fold is one of the many innovations that ICE has brought to the recumbent world. The fold is based around a lightweight heat-treated aluminium hinge on the main frame. Simply remove the seat, fold the handlebars flat, and undo the quick release lever to fold the frame. As the frame folds, the rear wheel pivots to fit flat between the front wheels. The C.F.T fold allows the trike to be folded in under 30 seconds and works with ICE accessories.

FOLD YOUR TRIKE IN LESS
THAN 30 SECONDS

TAILOR-MADE TRIKES

A CUSTOMISABLE CONFIGURATION ALLOWS YOU TO TAILOR YOUR TRIKE TO YOUR NEEDS

REAR WHEEL SIZE


Apart from the visual difference to the trike, rear wheel size plays a big part in gearing, and a very small part in handling and speed in different situations.

20" rear wheels allow for low gears, perfect for climbing mountain ranges and for riders with reduced power.

26" wheels allow for high gears and help you hold speed over rough surfaces.

700c wheels are the industry standard for racing bikes, allowing for high gears and fast riding, with a wide choice of tyres available.

26" Fat Tyre (Full Fat only) features an extra wide tyre (up to 4.8") with wide rims and hubs. This allows you to run low pressures to increase traction on soft, loose surfaces such as sand, mud, and snow.



ICE ERGO-LUXE AND ERGO-LUXE SHORT MESH SEATS - COMFORT REDEFINED

The **Ergo-Luxe** seats are the most comfortable trike seats on the market and the most comfortable you will ever sit on. Beautifully designed to provide the ultimate level of comfort and back support. Breathable fabrics maximise airflow, and ergonomic extra cushioning in the base and sides further enhance comfort. Adjustable tensioning. Integral Sidepod mounts eliminate the need for over the seat straps. A weather-sealed pocket for small items and reflective detailing.

Sprint X Tour, Ergo-Luxe seat. Perfectly designed to match the style of the Sprint X Tour, in grey and black with red detailing including all the features of the standard Ergo-Luxe seat.

The Ergo-Luxe Short seat, shown above left has a shorter back compared to the standard Ergo-Luxe seat, this improves the positioning of the neck rest, making it ideal for riders under 5ft 4" (162cm) tall. The width remains the same as the standard Ergo-Luxe seat.

Available on the Adventure, Adventure HD, Sprint X Tour, Full Fat and previous Sprint models.



ICE ERGO-FLOW MESH SEAT

The Ergo-Flow seat has been designed to provide optimum back support. The cover features breathable fabrics to maximise airflow, cooling, and cushioning in the base and side bolsters enhances comfort. The tension in the back can be easily adjusted to suit the rider, and there is a handy weather-sealed pocket at the top for small items such as keys and phones. Reflective side detailing keeps you safe at night.

Available on Adventure, Adventure HD, Full Fat and Sprint X Tour.



ICE AIR-PRO COMPOSITE SEAT

Handmade from carbon or glass fibre, the Air-Pro seat has been anatomically shaped to provide a firm base to pedal against, and to hold the rider securely, even through aggressive cornering. Available in two sizes, medium and large, The cover which provides comfort and ventilation is ergonomically designed with padded zones separated by air flow channels. A range of technical fabrics are assigned to each zone for breathability and durability.

Available on VTX, Sprint X and Sprint X Tour.





RIGID FRAMES

ICE Rigid frame equipped trikes exploit material characteristics to maximise performance. All rear frames are made from stiff but light aluminium alloy for good power transfer.

The middle section of the trikes are built from heat treated Cro-Mo Steel. Steel is a particularly good option as it can be optimised to provide an inherent compliance for improved comfort.



NEW EASY ACCESS SWEEP CRUCIFORMS

ICE Adventure, Adventure HD, Sprint X, Sprint X Tour and VTX models feature our new easy access swept cruciforms. Allowing you to get your feet further under you for a more stable entry and exit of the trike. It has a slightly raised seat position by 12mm (except the VTX) and allows for clearer access to remove the seat when folding the trike, this also creates improved heel clearance for smaller riders.



ROAD RESPONSE SUSPENSION

Our Road Response Suspension systems use advanced geometry to deliver a comfortable and controlled ride, adjustable and needing virtually no maintenance performing flawlessly over many thousands of miles.

NEW 4TH GENERATION ICE FRONT SUSPENSION works smoothly, even maintaining correct operation under heavy braking with built in “anti-dive” geometry. The latest model has 1.5” (40mm) of travel, offers lifetime zero maintenance and ensures greater durability than ever before.

Our rear Road Response Suspension system has up to 4” (100mm) of travel and can be optimised by simply adjusting the position of, or swapping out the elastomer.



NEW AND IMPROVED 4TH GENERATION ADVANCED SUSPENSION SYSTEM

E-ASSIST

BEAUTIFULLY BUILT INTO OUR TRIKES,
THE SHIMANO STEPS ELECTRIC ASSIST SYSTEM
GIVES YOU THE PUSH TO EXPLORE FURTHER

With a powerful electric motor mounted at the front of the trike, the battery mounted under the seat, a handlebar-mounted controller, and a well protected wiring loom, the whole system blends in and keeps your trike looking as great as ever.

**SHIMANO
STEPS**



SHIMANO STEPS E-ASSIST MOTOR SYSTEMS

Most ICE folding trikes are available with two powerful Shimano STEPS motor systems, the new E6100 and the E8000. For those who are not confident in gear shifting, the E6100 is available with optional fully automatic electronic gear shifting. The E8000 system has 15% more torque.

The Shimano STEPS systems can be fully integrated into the ICE Adventure, Adventure HD, Sprint X Tour and Full Fat trike models. You can still fold your trike with our e-assist systems.



SHIMANO STEPS E6100



SHIMANO STEPS E8000



CYCLING COMPUTER & CONTROLLER

The computer and its control unit have a clear and intuitive interface, Bluetooth connectivity, loaded with functionality. The computer will keep you up to date with all the information you need throughout your ride. The system runs, as standard, with Shimano Di2 software. This allows ICE dealers to quickly and simply run diagnostics tests if ever needed.

DRIVE UNIT

The Shimano Steps system includes a powerful motor with a smooth output. Providing a seamless and easy ride from a standing start, simply pedal as normal and the motor will assist at your preferred level.

BATTERY

The systems comes with a high quality Shimano lithium-ion batteries. Locked to the low stable mounting point, the battery can be conveniently charged in situ or away from the trike.



SHIMANO STEPS E6100 MOTOR

The E6100 features a powerful 250w electric motor. Choose between High, Normal, Eco and Walk modes. Optional Alfine 8 speed Di2 hub gives the trike fully automatic and manual electronic gear shifting options at the push of a button. Bluetooth technology lets you adjust modes and setting of your ride from your smart phone.

ELECTRONIC GEAR SHIFTING, WITH AUTO OPTION

The optional Alfine 8 speed Di2 hub gives the trike electronic gear shifting at the push of a button. The electronic Di2 hub also comes with an optional automatic shifting function for less experienced riders, or for riders who have had trouble shifting gear in the past; this function simply changes gear for you.

The non Di2 Alfine 8 hub gear shifting system and derailleur gear systems are also available for a more traditional mechanical feel.

E6100 SPECIFICATIONS

- 3 Levels of assist: High, Normal, Eco
- 60Nm torque and 36V battery
- Speeds up to 25 km/h (15.7 mph) in EU and UK, 20 mph in USA
- 36V/11.6Ah (418 Wh) or 36V/14Ah (504 Wh) battery
- +20% efficiency compared to the E6000 system
- Range: Eco up to 185km/115m, Normal up to 130km/80m, High up to 93km/57m

Predicted range is based on Shimano publicised figures. Distance will vary depending on riding conditions.



SHIMANO STEPS E8000 MOTOR

The E8000 features a powerful 250w electric motor. Choose between Boost, Trail, Eco and Walk modes. Bluetooth technology lets you adjust modes and setting of your ride from your smart phone. Optional XT Di2 electronic derailleur gear shifting gives electronic gear shifting at the push of a button.

E8000 SPECIFICATIONS

- 3 Levels of assist: Boost, Trail & Eco
- 70Nm torque and 36V/14Ah (504 Wh) battery
- Speeds up to 25 km/h (15.7 mph) in EU and UK, 20 mph in USA
- Range: Eco up to 100km/62m, Normal up to 70km/43m, High up to 50km/31m

Predicted range is based on Shimano publicised figures. Distance will vary depending on riding conditions.

INTEGRATED LIGHTS

Optional high-power lights are available fully integrated into the Shimano STEPS system. Turn on with a touch of a button on the computer and get a clear view ahead. They can also be used in daylight for extra visibility, as the LED lights use very little power from the motor battery.



ICE FAST TRACK OR CUSTOM CONFIGURE

IF YOU WANT A BEAUTIFUL TRIKE, **FAST TRACK** TRIKES ARE IN STOCK, OR SHIP THE SAME DAY YOU ORDER. NO PROBLEM IF YOU WANT SOMETHING DIFFERENT YOU CAN CUSTOM CONFIGURE YOUR OWN DREAM ICE TRIKE

Buy a Fast Track trike from a Fast Track Store near you or from our website, or use our convenient configuration tool where you can explore and build your dream ICE trike.

If you need help configuring your trike simply drop us an email to info@icetrikes.co and we will personally help you build your perfect trike.


The website configuration tool will guide you through the key decisions in simple steps. By instantly removing non-compatible items, you can quickly complete a trike configuration with accessories, ready to save for later or send to your dealer or ICE to begin your trike adventure.



BRAKES



TYRES



ACCESSORIES



HUBS



GEARING



SEATS

CUSTOMISED-INDIVIDUAL-YOURS



ENJOY-CYCLING-MORE

THE MODELS

VTX



A perfect blend of performance, dynamic handling, and comfort coupled with stunning looks and detailing to create the ultimate trike. With the lowest seating position of all our trikes, the VTX delivers superior performance guaranteed to put a smile on your face.

SPRINT X



The practical cousin to the VTX, the Sprint X is likely to be the fastest foldable trike available. Featuring a race wheel set with a 700c rear wheel. Highly customisable with suspension, components, and accessories to create the ultimate sports road tourer or commuter.

SPRINT X TOUR



With its sporty ride, comfort and medium height seating position, the versatile Sprint X Tour will guarantee you are ready for the challenge ahead. Featuring a touring wheel set with a 26" rear wheel. Perfect for fully laden long distance touring or carving bends, pushing your speed on a weekend ride, the Sprint X Tour is a trike for all seasons.

ADVENTURE



Enjoy the relaxed pace of recumbent riding on the beautifully designed Adventure. With its high and accessible seating position, rugged looks, and ride capabilities. The Adventure is primed to cruise the open road, discover hidden trails, and explore new horizons.

ADVENTURE HD



A stronger, wider and larger version of the Adventure, the HD retains the accessible seating position, rugged looks, and ride capabilities. A wider seat to accommodate larger and taller riders ensures a comfortable ride for miles to come.

FULL FAT



An expedition-tough trike, originally designed for Antarctic record setting, the Full Fat combines durability, reliability, and specialist features for conquering the most challenging terrain. Rough trails, sand, snow, and mud; if you pedal, it'll take you there.

VTX



FAST-LIGHT-SLEEK-DARK



SHIMANO
ULTEGRA
Di2
DIGITAL INTEGRATED INTELLIGENCE

OPTIONS AVAILABLE



BLACK IS BACK! INTRODUCING THE VTX BLACK

THE VTX HAS EVOLVED! A NEW COLOUR SCHEME, EASY ACCESS SWEPT CRUCIFORM AND CUSTOM SUPER LIGHT RACING WHEELS

Super-charged with technical expertise and specialist knowledge, the ICE VTX is a different breed of recumbent trike. ICE VTX trikes are built on an optimised ICE frame featuring our No Brake Steer and Rider Positioning System.



ULTEGRA Di2
ELECTRONIC
GEAR SHIFTING*

ULTEGRA Di2
ELECTRONIC
GEAR SHIFTING*

Precise electronic gear shifting at the touch of a button

BRAKE OPTIONS

The race wheel set for the VTX is available in; reliable low maintenance drums or powerful lightweight discs

2020 WORLD CHAMPIONSHIP EDITION*

Available Now! Featuring a Shimano Ultegra Di2 group set, the World Champion edition delivers superior championship level Di2 level gear shifting performance and is guaranteed to put a smile on your face. Adorned with a unique Gold leaf ICE emblem to represent the heritage and gold medal performance.

MATT BLACK COLOUR SCHEME

The dynamic matt black colour scheme, with custom white and red graphics make the VTX Black look as sleek, light and as fast as it rides.

EASY ACCESS SWEPT CRUCIFORM

ICE 2019 VTX Black features our new easy access swept cruciform, creating improved heel clearance, making it easier to get on and off the trike.

ULTEGRA R8000
COMPACT CHAINSET*

High performance, durable and light weight. 50/34t

GOLD LEAF ICE
EMBLEM*

This trike is adorned with a gold leaf ICE emblem, unique to the VTX World Championship Edition

NEW CUSTOM LIGHTWEIGHT RACE WHEELS

All new black state of the art custom lightweight race wheels are lighter than the previous VTX wheels. They are more aerodynamic, having a new modern aero section profile. The wheel set features a 700c rear wheel, are available with drum or disc brakes and are tubeless ready as standard.

NATURAL HANDLING

An optimised cruciform and one piece handlebar provides stability and nimble handling no matter what the speed.

LIGHTWEIGHT BUILD

Incorporating considered design and specialised components, such as a lightweight boom and carbon fibre seat, lightweight wheels, the VTX can weigh less than 30.4lbs (13.8kg) on the road.

RACE COMPONENTS

Advanced race components and customised features, such as the oversize pulley, effectively convert pedalling effort into speed.

HYDROFORMED

Beautifully sculpted, the hydroforming process gives the back-end optimal strength and stiffness while remaining lightweight.

AERODYNAMICS

A low seat position and recline angle as little as 25° minimises frontal area and reduces aerodynamic drag.

WIDTH	29.5" (750mm)
LENGTH	81.5" - 90.2" (2070mm - 2290mm)
WEIGHT FROM	30.4lbs (13.8kg)
SEAT HEIGHT	5.9" (150mm)
SEAT ANGLE	25 - 32 degrees
RIDER WEIGHT LIMIT	230lbs (104kg)



SPRINT X



ENERGETIC-REFINED-NIMBLE



OPTIONS AVAILABLE



THE NEW 2019 SPRINT X IS LIKELY TO BE THE FASTEST FOLDABLE TRIKE AVAILABLE. HIGHLY CUSTOMISABLE WITH SUSPENSION, COMPONENTS, AND ACCESSORIES TO CREATE THE ULTIMATE SPORTS TOURER

All trikes in the ICE Sprint X range are built on an optimised ICE frame featuring Compact Flat Twist Fold, No Brake Steer, and Rider Positioning System.

PERFORMANCE COMPONENTS

Fitted with superior race components to give enhanced performance and proven durability.

WIDTH	31.5" (800mm)
LENGTH	81.4" - 90" (2067mm - 2286mm)
WEIGHT FROM SEAT	36.3lb (16.5kg)
SEAT HEIGHT	7" (180mm)
SEAT ANGLE	28 - 35 degrees
RIDER WEIGHT LIMIT	(Air-Pro seat) 229lbs (104kg)



NEW EASY ACCESS SWEPT CRUCIFORM

Sprint X models feature our new easy access swept cruciform, creating improved heel clearance, making it even easier to get on and off the trike.

SECURE INDEXED HANDLEBAR CLAMPS

A new handlebar clamping system with super secure indexed clamps to ensure the handlebars remain fixed in position at all times and easily return to your preferred position after folding the trike.

NEW CUSTOM LIGHTWEIGHT RACE WHEELS

All new state of the art custom lightweight race wheels are lighter than the previous wheels. The Sprint X now shares the race wheel set with the VTX. They are more aerodynamic, having a new modern aero section profile. The race wheels features a 700c rear wheel and are tubeless ready as standard.

CUSTOM STYLING

The Sprint X range features a clean refined gunmetal grey finish with red highlights.

SEATING

Fitted with the ICE Air-Pro hard-shell seat, handmade from carbon or glass fibre, the Air-Pro seat has been anatomically shaped to provide a firm base to pedal against, and to hold the rider securely, even through aggressive cornering.

C.F.T. FOLD

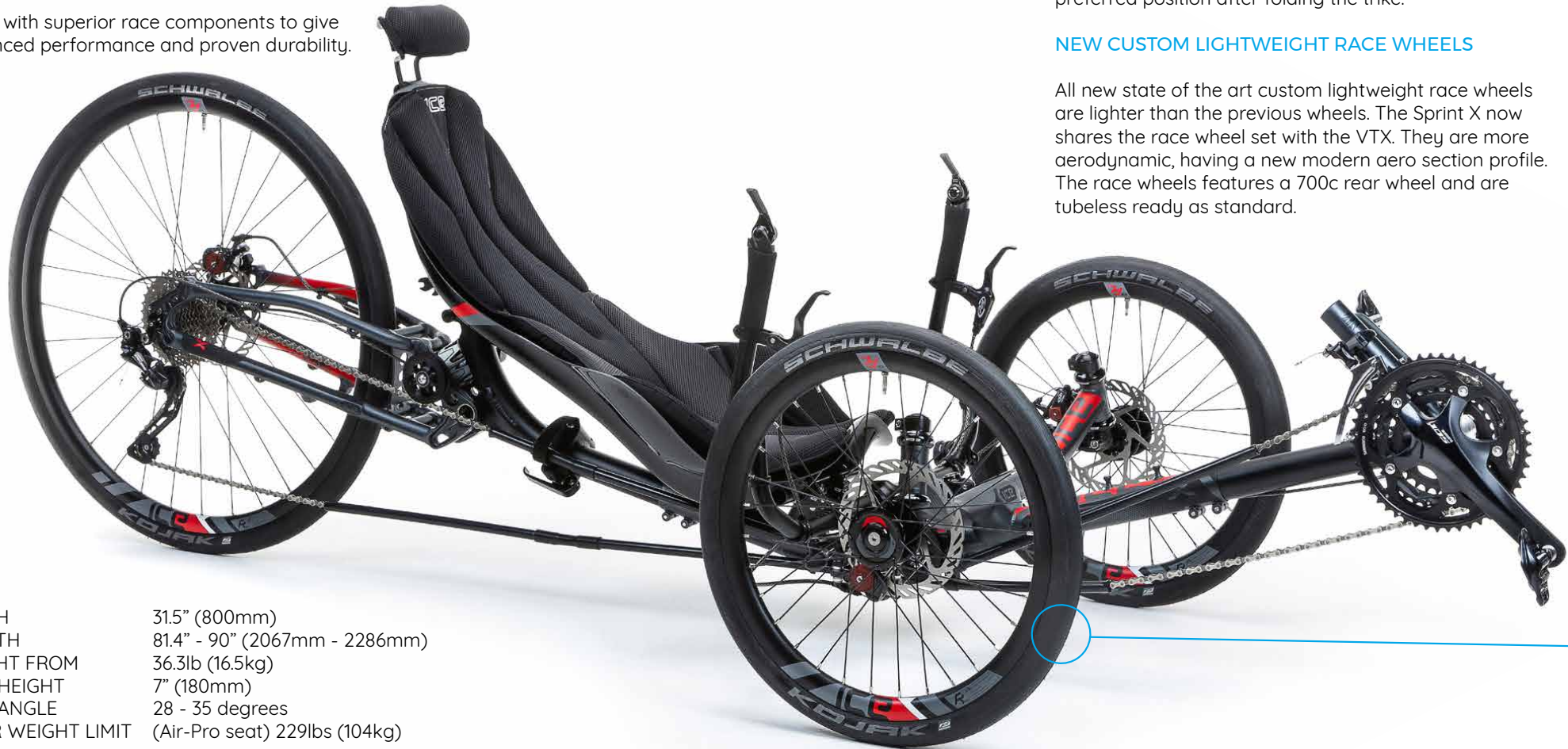
Featuring the practical touch of a folding frame in a race-specification trike makes the Sprint X as practical as the Sprint X Tour.

AERODYNAMICS

A low seat position and recline angle to 28° minimises frontal areas and reduces aerodynamic drag.

BRAKE OPTIONS

The race wheel set for the Sprint X and the VTX is available in reliable low maintenance drums or powerful lightweight discs.



SPRINT X TOUR



DYNAMIC-VERSATILE-SPORTY

NEW ERGO-LUXE MESH SEAT FOR SPRINT X TOUR

The Ergo-Luxe mesh seat is now available for the Sprint X Tour. Perfectly designed to match the style of the trike, in grey and black with red detailing.



FAST TRACK AVAILABLE AS A FAST TRACK TRIKE

Pre-built trike models, assembled in Britain, on the road prices, (includes mirror, flag, rear mudguard and pedals) in stock or available next for day shipping and super easy to buy.

OPTIONS AVAILABLE



SPORTING PERFORMANCE AND LAID-BACK COMFORT COMBINE IN THE VERSATILE ICE SPRINT X TOUR. WHETHER YOU'RE CARVING BENDS, PUSHING YOUR SPEED, OR ON A LONG DISTANCE TOUR, YOU'LL BE READY FOR THE CHALLENGE AHEAD

The specialised cruciform geometry of a Sprint X Tour is enhanced with a wealth of technical features designed to deliver sporting performance, agile handling, and everyday practicality.

All trikes in the ICE Sprint X Tour range are built on an optimised ICE frame featuring Compact Flat Twist Fold, No Brake Steer, Rider Positioning System, and are available with wide range gearing.



ICE WINTER 2020 34 SPRINT X TOUR



NEW EASY ACCESS SWEEP CRUCIFORM

Sprint X Tour models feature our new easy access swept cruciform, creating improved heel clearance, making it easier to get on and off the trike.

SECURE INDEXED HANDLEBAR CLAMPS

A new handlebar clamping system with super secure indexed clamps to ensure the handlebars remain fixed in position at all times and easily return to your preferred position after folding the trike.

NEW ERGO-LUXE MESH SEAT

A fresh sporty designed, super comfortable, luxurious trike seat for 2019. Perfectly designed to match the style of the Sprint X Tour, in grey and black with red detailing. The Ergo-Luxe seat provides the ultimate level of riding comfort and ergonomic cushioning while breathable fabrics maximise airflow to keep you cool. As shown on pages 18 and 33.

TOURING WHEEL SET

Featuring the practical, tough, touring wheel set, box sectioned, eyeletted with a 26" rear wheel.

DYNAMIC HANDLING

A low centre of gravity ensures excellent stability even when cornering at high speed.

COMFORTABLE, PRACTICAL EVERYDAY USE

Suspension or hard-tail trike options available, giving a smoother ride or sporty style. A variety of mounting points make it easy to fit racks, bags, and other accessories for everyday practicality and long distance sports touring.

SPORTS POSITIONING

Lower and more agile, with a dynamic riding position, the sports positioning of the Sprint X Tour encourages a fast paced ride.

SEAT OPTIONS

Available with the popular Ergo-Flow mesh seat, the NEW super comfortable Ergo-Luxe mesh seat or the Air Pro hard-shell seat.

RELAXED RECLINE

The relaxed seat angle can be easily adjusted on the Ergo seats to one of four positions between 37 and 44 degrees. A lower seat recline angle to 28° is possible using the Air-Pro hardshell seat, this smaller frontal area reduces aerodynamic drag.

WIDTH	31.5" (800mm)
LENGTH	81.4" - 90" (2067mm - 2286mm)
WEIGHT FROM	36.3lb (16.5kg)
SEAT HEIGHT	7" (180mm)
SEAT ANGLE	28 - 44 degrees
RIDER WEIGHT LIMIT	(Ergo-Mesh seat) 275lbs (125kg) (Air-Pro seat) 229lbs (104kg)



ADVENTURE



RUGGED-ACCESSIBLE-DEPENDABLE

ENJOY THE LAID-BACK PACE OF RECUMBENT CYCLING ON A BEAUTIFULLY DESIGNED ICE ADVENTURE. CRUISE THE OPEN ROAD, DISCOVER HIDDEN TRAILS, AND EXPLORE NEW HORIZONS

ICE's heritage of innovation and development combine to produce a trike that is beautifully engineered, rides like a dream, and offers practical features for everyday use.

All trikes in the ICE Adventure range are built on an optimised ICE frame featuring Compact Flat Twist Fold, No Brake Steer, Rider Positioning System, and wide range gearing.

GROUND CLEARANCE

A high cruciform gives excellent ground clearance, ideal for road and trail use.

DRUM BRAKES

Sturmey Archer drum brakes give maintenance free performance for up to 10,000 miles between servicing (disc brake option also available).

HIGH SEAT

A high seat gives easy access to the trike, and a great view of the trail ahead and the scenery around you.

ADJUSTABLE RECLINE

The upright seat angle can be easily adjusted to one of four positions between 42 and 49 degrees.

ADAPTABLE

Mounting points make it easy to fit custom ICE racks, a wide range of bags, and accessories suited for your intended riding.

RUGGED

A durable finish with custom frame protection ensures your Adventure is ready for the challenge ahead.

OPTIONS AVAILABLE





FAST TRACK

AVAILABLE AS A FAST TRACK TRIKE

WIDTH	32.5" (825mm)
LENGTH	65" - 73.6" (1650mm - 1870mm)
WEIGHT FROM	36.2lbs (16.5kg)
SEAT HEIGHT	12.2" (310mm)
SEAT ANGLE	38 - 51 degrees
RIDER WEIGHT LIMIT	275lbs (125kg)



NEW ADVENTURE FEATURES, EASY ACCESS SWEPT CRUCIFORM, ERGO-LUXE MESH COMFORT SEAT, WIDER COCKPIT & SECURE INDEXED HANDLEBAR CLAMPS

ICE Adventure models feature our new easy access swept cruciforms. Allowing you to get your feet further under you for a more stable entry and exit of the trike. It has a slightly raised seat position of 12mm and allows for clearer access to remove the seat when folding the trike, this also creates improved heel clearance for smaller riders.

NEW SECURE INDEXED HANDLEBAR CLAMPS

ICE Adventure models feature a new handlebar clamping system with super secure indexed clamps to ensure the handlebars easily remain fixed in position at all times and return to your preferred position after folding the trike.



ICE ERGO-LUXE AND ERGO-LUXE SHORT MESH SEATS - COMFORT REDEFINED

The **Ergo-Luxe** seats are the most comfortable trike seats on the market and the most comfortable you will ever sit on. Beautifully designed to provide the ultimate level of comfort and back support.

Breathable fabrics maximise airflow, and ergonomic extra cushioning in the base and sides further enhance comfort. The tension in the back can be easily adjusted. Integral Sidepod mounts eliminate the need for over the seat straps. A weather-sealed pocket for small items. Ideal if you are over 5ft 5" (165cm) tall.

The **Ergo-Luxe Short** seat option, shown below left has a shorter back compared to the standard Ergo-Luxe seat, this improves the positioning of the neck rest, making it ideal for riders under 5ft 4" (162cm) tall. The Ergo-Luxe Short seat is an option on the Adventure. The width remains the same as the standard Ergo-Luxe seat.



NEW WIDER HANDLEBARS

New handlebars allow for a wider roomier cockpit, and a new handlebar clamping system with super secure indexed clamps to ensure the handlebars easily remain fixed in position at all times. Shown here in grey, comparison with the previous handlebars.



NEW INTEGRAL SIDEPOD BAG MOUNTS ON THE ERGO-LUXE SEATS

ADVENTURE HD

THE ICE ADVENTURE HD APPLIES THE ENGINEERING, DESIGN, AND FUNCTIONALITY OF THE STANDARD ICE ADVENTURE RANGE, BUT WITH MORE GENEROUS SIZING

Retaining all of the benefits of the ICE Adventure models, the ICE Adventure HD is built stronger and wider for larger and taller riders.

Overall the trike is 2" wider due to the stronger and wider cruciform that provides a larger cockpit. This is complemented by an HD Ergo-Luxe mesh seat which is 2.5" wider and 2" deeper yet maintains all the features of the standard Ergo-Luxe mesh seat.



OPTIMISED-STRONG-DURABLE

HEAVY DUTY

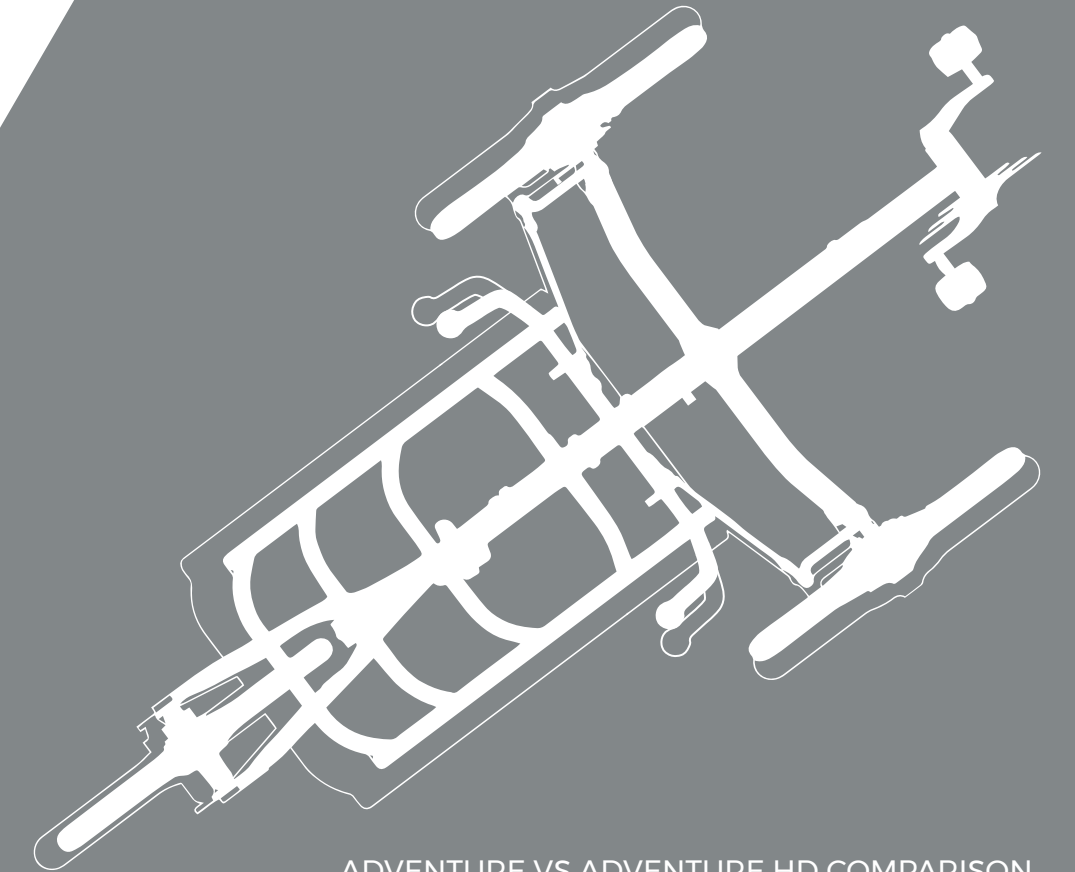
The optimised ICE Adventure HD cruciform is made from 4130 Chromoly steel, strongly built to support riders up to 330lbs (150kg).

LARGE SEAT

Fitted with a wider and deeper Ergo-Luxe mesh seat, the ultimate in riding comfort. The optional Ergo-Flow mesh seat, is lightweight and very breathable.

LONGER X-SEAM

An additional 2" on the x-seam length makes the HD perfect for taller riders.



ADVENTURE VS ADVENTURE HD COMPARISON

OPTIONS AVAILABLE





NEW ADVENTURE HD - EASY ACCESS SWEEP CRUCIFORM, ERGO-LUXE MESH COMFORT SEAT, WIDER COCKPIT & SECURE INDEXED HANDLEBAR CLAMPS

Adventure HD models feature our new easy access swept cruciform, creating improved heel clearance, making it easier to get on and off the trike.

FASTTRACK
AVAILABLE AS A FAST TRACK TRIKE

NEW SECURE INDEXED HANDLEBAR CLAMPS

As with the ICE Adventure, the Adventure HD models feature a new handlebar clamping system with super secure indexed clamps to ensure the handlebars easily remain fixed in position at all times and return to your preferred position after folding the trike.

NEW ICE ERGO-LUXE MESH SEAT

You'll have to try it to believe it! The Ergo-Luxe seat is the most comfortable trike seat on the market and the most comfortable you will ever sit on. Designed to provide the ultimate level of comfort and back support. Breathable fabrics maximise airflow, and ergonomically designed extra cushioning in the base and sides further enhance comfort.

NEW WIDER HANDLEBARS

New handlebars allow for a wider, roomier cockpit, and a new handlebar clamping system with super secure indexed clamps to ensure the handlebars easily remain fixed in position at all times.

WIDTH	34.5" (875mm)
LENGTH	66.9" - 75.9" (1700mm - 1920mm)
WEIGHT FROM	36.7lbs (16.7kg)
SEAT HEIGHT	12.4" (315mm)
SEAT ANGLE	38 - 51 degrees
RIDER WEIGHT LIMIT	330lbs (150kg)



FULL FAT



UNSTOPPABLE-UNCOMPROMISING-UNREAL



SHIMANO STEPS ELECTRIC MOTORS

Create an unstoppable go anywhere trike with the comfort and power of an electric motor. The Full Fat can now be equipped with two different powerful Shimano STEPS motor systems.

OPTIONS AVAILABLE



AN EXPEDITION-TOUGH TRIKE, ORIGINALLY DESIGNED FOR ANTARCTIC WORLD RECORD SETTING. THE ICE FULL FAT COMBINES A STRONG AND RELIABLE BUILD WITH SPECIALIST FEATURES FOR RIDING OVER CHALLENGING TERRAIN OR TO THE SOUTH POLE

The ICE Full Fat is built on an optimised ICE frame featuring Compact Flat Twist Fold, No Brake Steer, Rider Positioning System, and wide range gearing.

In 2013 Maria Leijerstam became the first person in the world to cycle to the South Pole on the Polar Cycle. She set the coast to pole human powered speed record of 10 days 14 hours. This world record still stands today. Traveling over 630km, cycling for up 17hrs a day in -29°C temperatures.



OVERSIZED TYRES

Large volume, low pressure tyres give excellent float and traction over soft ground and bumpy trails.

WIDE RANGE GEARS

Available with a variety of gear options, the Full Fat can be geared for even the most challenging terrain.

THE ULTIMATE, GO ANYWHERE FULL FAT

Explore more horizons. Create the Ultimate go anywhere Full Fat model: full suspension, a powerful Shimano STEPS E8000 electric 250w motor system, 504wh battery married to a 14 speed Rohloff hub gear and disc brakes. Build your dream Full Fat trike on our website.

NEW SECURE INDEXED HANDLEBAR CLAMPS AND EASY ACCESS SWEEP CRUCIFORM

A new handlebar clamping system with super secure indexed clamps, ensures the handlebars easily remain fixed in position at all times. The Full Fat features our new easy access swept cruciform, creating improved heel clearance, making it easier to get on and off the trike.

E-ASSIST SHIMANO STEPS MOTORS

Add a powerful Shimano STEPS E-assist motor system to a Full Fat trike. Both the E6100 and E8000 STEPS systems can be fitted.

GROUND CLEARANCE

A high cruciform and three 26" wheels gives excellent clearance over rugged trails.

REAR SUSPENSION

Very effective, lightweight rear suspension is fitted as standard to give a comfortable ride.

C.F.T. FOLD

Built with the ICE Compact Flat Twist frame, allowing the trike to fold quickly and easily.

ADAPTABLE

Mounting points make it easy to fit custom ICE racks and a wide range of bags and accessories.

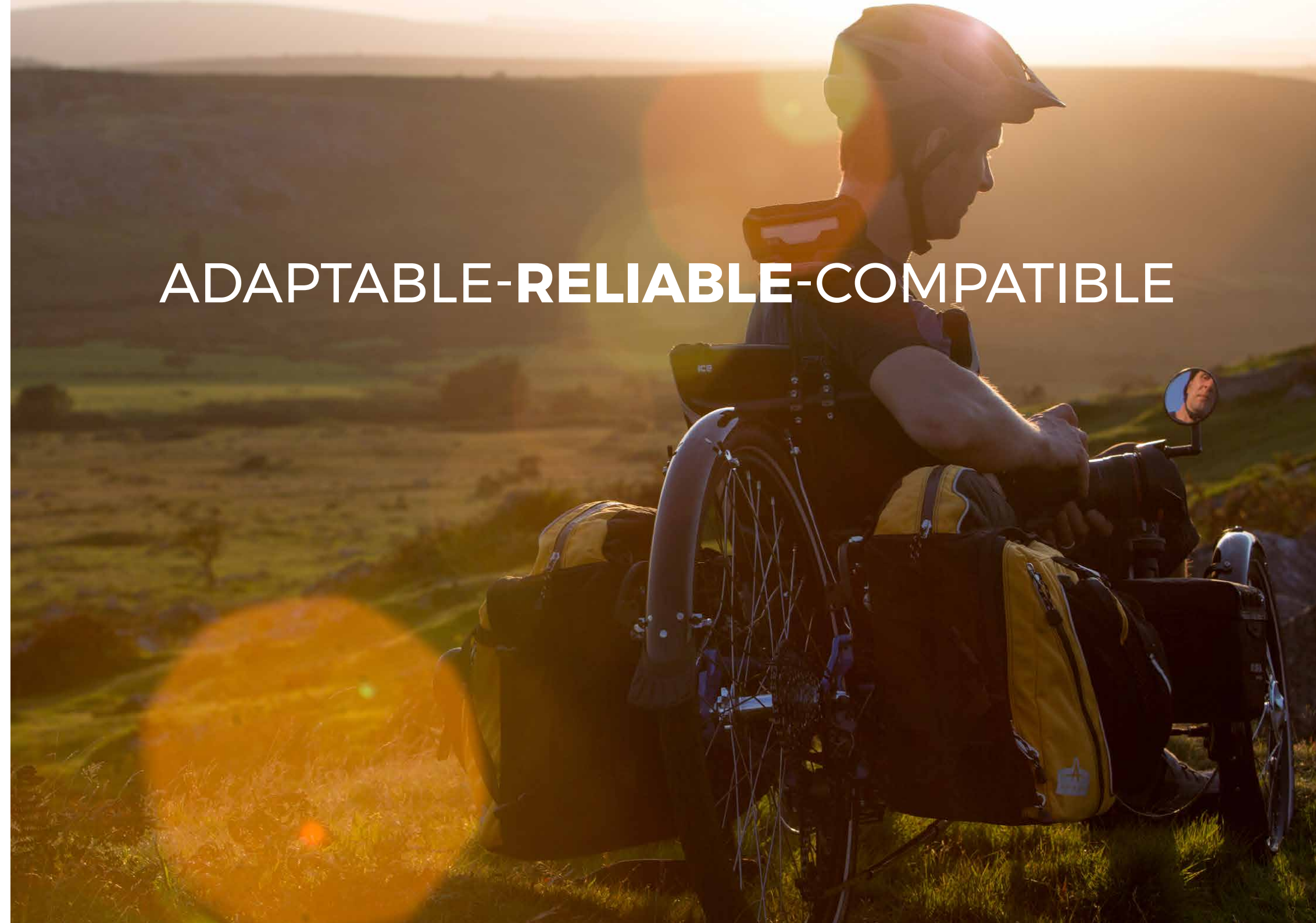
WIDTH	38.8" (985mm)
LENGTH	76" - 84.6" (1930mm - 2150mm)
WEIGHT FROM	49.2lb (22.3kg)
SEAT HEIGHT	16.5" (420mm)
SEAT ANGLE	38 - 51 degrees
RIDER WEIGHT LIMIT	275lbs (125kg)



ACCESSORIES



ADAPTABLE-**RELIABLE**-COMPATIBLE



MADE FOR YOU

ALL ICE TRIKES ARE AVAILABLE WITH A WIDE RANGE OF OPTIONS AND ACCESSORIES TO FIT THE TRIKE TO YOU AND YOUR BODY




From seat brackets to adjust the leg length and seat height to the Helping Handles to assist you in and out of the seat, your ICE trike will be the perfect fit for you. Visit our website and online price lists to see the full range of accessories.



NEW SEAT PROTECTION COVER & POUCH

The brand new seat and integral neck rest protection cover helps keep the seat dry and protected from UV, rain, snow and dust. The elasticated design fits all Ergo seats and it can occasionally be sat on while riding. The pouch is more waterproof and ideal for storing small items. Fastens with Velcro straps. May fit other trike brands.



NEW EASY FIT WRIST RESTS

The new wrist rest with an optional support strap offer incredible comfort and support for riders who require that additional wrist support while riding. Great for touring or for riders who have limited wrist use.



NEW SIDEPODS FOR ERGO-LUXE SEAT

The new ICE Sidepods for Ergo-Luxe seat have all the standard features of the current Sidepods with an extra internal storage pocket and the new innovative mounting system that secures the Sidepods to the Ergo-Luxe seat without the need for additional over the seat straps.



NECK RESTS

The ICE neck rest, available on our New Ergo-Luxe, Ergo Flow and Air Pro seats, incorporates a comfortable cushion, wider for Ergo-Luxe and Ergo-Flow seats. Our new clamp offers a wide range of positions and once fitted the neck rest frame provides a handle to manoeuvre your trike.



STEPS E8000 BASH GUARD & CHAINRING GUARD

The STEPS bash guard, is a protective plate mounted under the motor. Protects the motor body from any direct impacts. The chain ring guard is an added safety feature that also prevents you from accidentally brushing against the oily chain rings.



FLAG AND MOUNTS

The Flag and pole High visibility flag with 3 piece pole for convenient storage. With ICE logo, reflective strip and eyelet for attaching streamers also additional flag mount to allow an alternative position from the built in seat holes.



SEAT RISER FOR ADVENTURE & HD

For Adventure and Adventure HD, the seat riser makes the seat 4 inches (10cm) higher. Perfect for those that find the normal seat heights just too low to comfortably mount and dismount.



ICE APPAREL

The best recumbent jersey you can buy. Featuring many great recumbent features such as side pockets with top opening, seamless cool mesh back and The ICE Trikes fabric Strap-Back Cap.



LIGHTING SYSTEMS

We offer different lighting sets and systems for our standard trikes and STEPs E-Assist Trike's, these are beautifully integrated into the STEPs system or use with use with SON dynamo hub systems.



FRONT & REAR MUDGUARDS / FENDERS

ICE mudguards have been developed specifically for our trikes. Adjustable to accommodate different tyre sizes, they protect and look great.



LUGGAGE MOUNTS AND BAGS

The ICE side handlebar bag mount is built to fit a standard bicycle handlebar bag, perfect for storing your items and keeping them to hand without getting off your trike. Altura Arran Bar Bag, fits Side Bag Mount and gives an ideal storage solution. Can be used with a shoulder strap.



LIGHT, COMPUTER & SENSOR MOUNTS

We offer a range of different ICE specific mounts. From mounting multiple lights to the front of your trike, to a central computer mount coupled with a sensor mount incorporated into the kingpost assembly.



MIRRORS AND MOUNTS

The Mirrycle mountain mirror is a 3" round, convex glass mirror with a wide field of view and ICE Accessory Mount attaches just below the hand grip providing you with a fixing point for your mirror.



QR FRONT WHEEL AXLES & DERAILLEUR HANGER

Quick release front axles which allow you to easily remove the front wheels on ICE trikes without tools. Available in disc or drum brakes options. Spare rear derailleur hangers are available for all current trike models.



BATTERY MOUNTS

We offer battery mounts for for use with our Shimano STEPS systems. With and without racks, allowing easy and secure mounting of electric assist system batteries on trikes with and without suspension.



FF & FB BRACKETS

For the particularly tall or short rider the FF & FB bracket mounts can accommodate both extremes with ease. See our website for more information.



HELPING HANDLES

The ICE helping handles make getting in and out of your trike a breeze. The perfect accessory for those who need a helping hand.



AIR-PRO HARDSHELL SEAT

Upgrade the standard mesh seat to the Air-Pro in carbon or glass fibre. Choose from two sizes (selected models only).



EASY ADJUST KITS

The Easy Adjust Chain Kit allows the boom length to be changed quickly to accommodate different riders without the need to change the chain or cable lengths.



PEDALS, PUMPS & TOOLKITS

We offer three types of pedal. Shimano PD-M324 with SPD cleat on one side and flat pedal on the other, Or the SPD convert the Shimano PD-A520, or the Shimano XT SPD / Flat combination pedal. The TopPeak Alien 2 Multi-tool and Pump are perfect to make an on-the-go repair.



REAR RACKS & PANNIERS

Our ICE specific rack has been tested to carry heavy loads and fit all standard panniers. Whether crossing continents or popping to the shop, let our rack take the load.



TRAILER

The Cyclone IV trailer is the fourth generation of the multiple award-winning Cyclone trike trailer.



BOTTLE CAGE RISER & BOTTLES

The ICE 750ml water bottle is a high quality, durable, and BPA free bottle, which fits perfectly in our n+1 black and white bottle cage. For easier access try our ICE bottle cage riser, which turns and raises the bottle cage towards the rider.



SPARE PARTS

We have every ICE spare or replacement part you will ever need. From a brand new seat to a replacement pulley. Ready to ship anywhere in the world for super quick delivery.

GET OUT THERE

THE BEST THING ABOUT OUR TRIKES IS THE ENJOYMENT THEY BRING. FROM ABLE BODIED RIDERS TO PEOPLE WITH DISABILITIES

The wide range of ICE accessories, from seat risers, helping handles, easy adjust kits, electric assist, seat mounting brackets, neck rests, wrist rests, panniers, racks and clip-less pedals all make riding a trike great fun and very accessible.



10 YEAR WARRANTY*

ON ALL NEW ICE TRIKES, ACTIVATE YOURS NOW!

For total peace of mind, activate your warranty to enjoy full 10 year coverage on all ICE proprietary parts. The warranty is available to the original trike owner for 10 years from the date of purchase, when the trike is registered within 30 days. It guarantees that the frame, seat, and steering components are free from material and manufacturing defects.

*For more details and how to activate your 10 year warranty visit our website:

www.icetrikes.co/warranty

KEEP IN TOUCH

The best way to appreciate an ICE trike is to get on one and ride! Contact your local dealer to arrange a test ride.

Visit: www.icetrikes.co/dealers to find your local dealer

Find us at: www.icetrikes.co
Contact us by email: info@icetrikes.co
For general info and sales contact our UK office
(9:30 to 17:30) +44(0)1326 378848

Inspired Cycle Engineering Ltd
Unit 15 Tregoniggle Industrial Estate
Falmouth, Cornwall TR11 4SN

Social media: [@icetrikes](https://twitter.com/icetrikes)



Brochure Issue 1-20. All photos, illustrations, colours, weights, and specifications contained in this catalogue are based on the latest production information at the time of publication. ICE reserves the right to make changes at any time, without notice, in colours, materials, equipment, specifications, and models. Any variations in colours shown may be due to the reproductive variations of the printing process. Some models may be shown with optional equipment. Please check model availability and full specification with your dealer prior to ordering.

QUALITY AS STANDARD



ISO 9001 Certified



Shimano STEPs Certified



Cytech Accredited Technicians



INSPIRED CYCLE ENGINEERING

YOUR LOCAL AUTHORISED ICE TRIKES DEALER:



www.icetrikes.co